

# How to connect laptop with projector and speakers in lecture room at sports campus Kugelberg 62


Step 1: turn on power by switch for some devices  
(black power socket, speakers, ...)



author: Torsten Frech, 17th January 2022


## Step 2: turn on projector

„DISPLAY“: press „ON“




# Step 3: further settings on pult

for HDMI



for VGA (for audio: connect audio cable)



Regarding Speakers:  
if you want to play audio  
(video, mp3, ...) possibly you  
have to turn up volume till red  
LED.

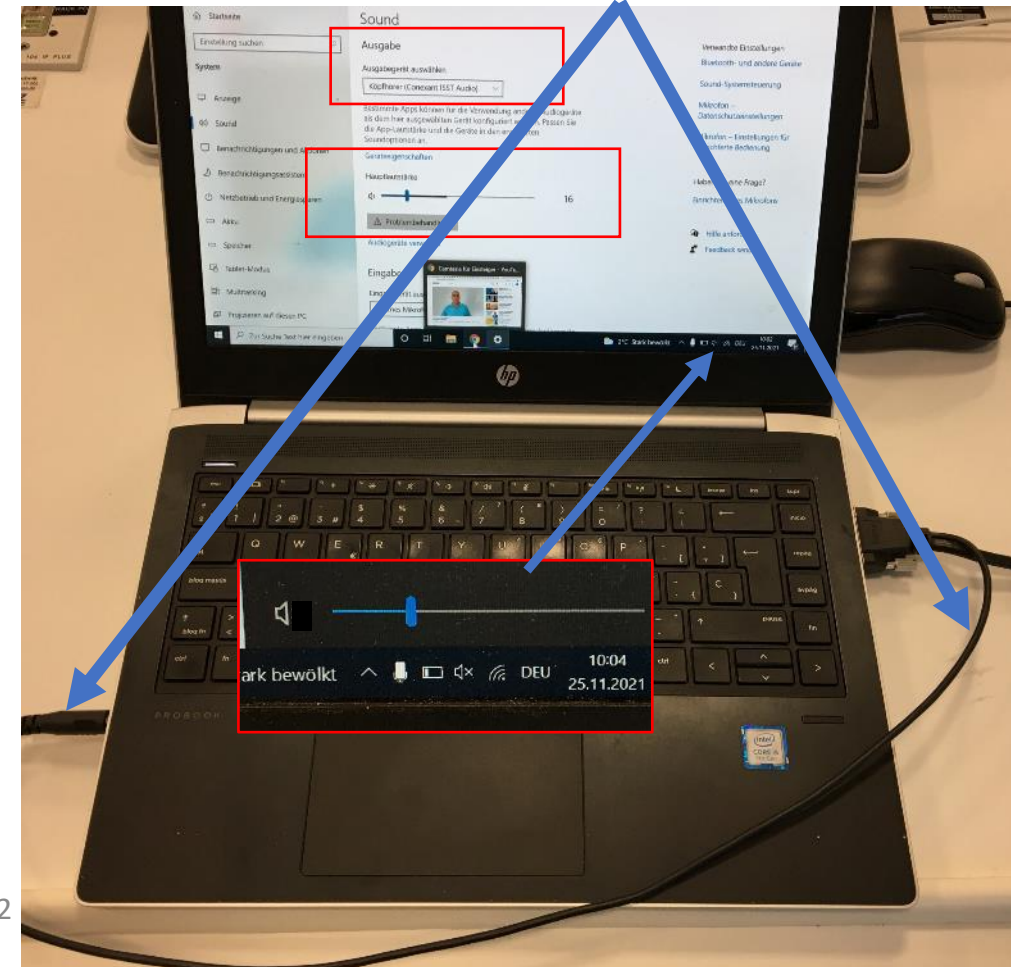
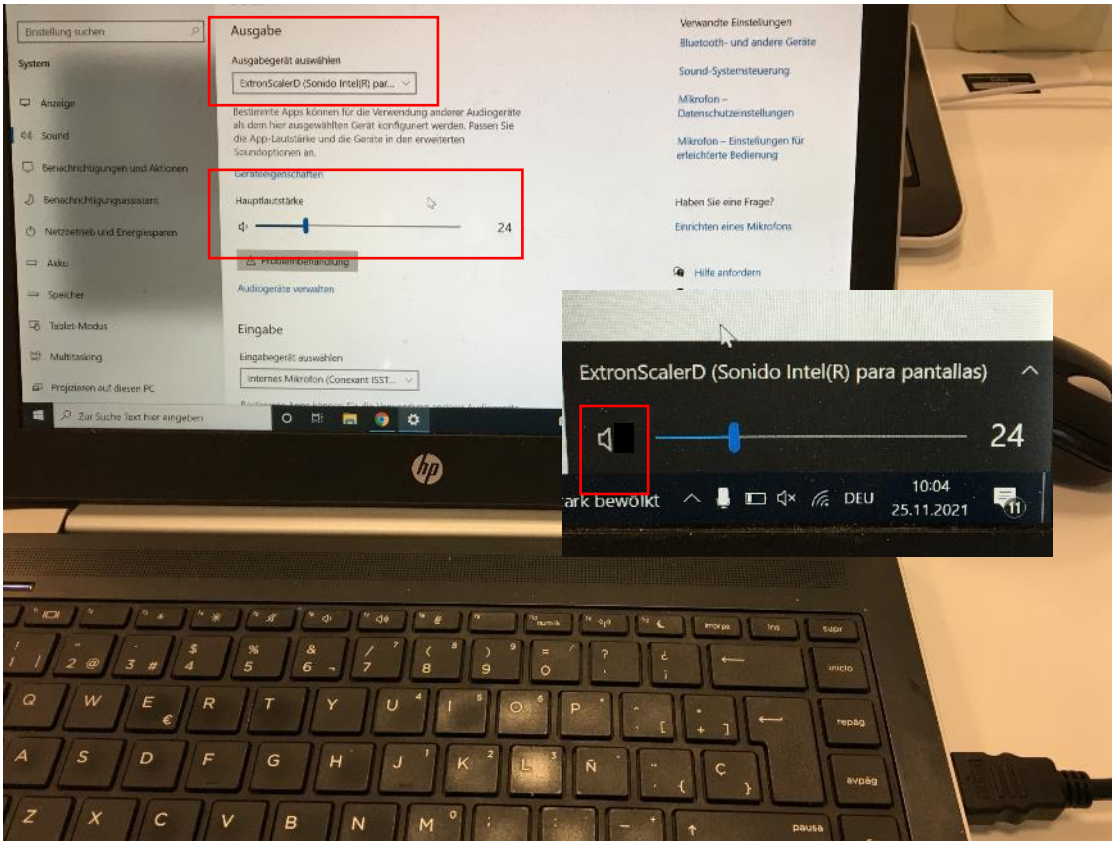
# Step 4a: setting for audio from Windows laptop

for HDMI

output source: **ExtronScaler**

for VGA connect audio cable

output source: **headphone**



## Step 4b: setting/troubleshooting for audio from Macbook

- <https://support.apple.com/en-lamr/HT204388>
- <https://support.apple.com/en-lamr/guide/mac-help/mchlp2256/mac>